

Levels of Multiplexity and Levels of Support Providers: Personal Networks of Indian Immigrants in Argentina

Isidro Maya Jariego

isidromj@us.es

Universidad de Sevilla (Spain)

Fundación Centro de Estudios Andaluces (Centra)

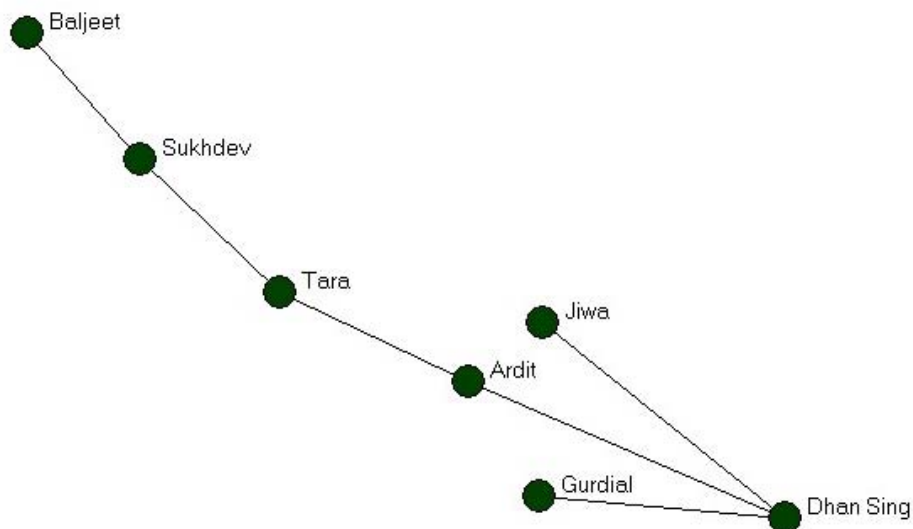
Lía de la Vega

liadelavega@yahoo.com

Universidad del Salvador (Buenos Aires, Argentina)

Abstract. We examine the personal networks of a sample of 209 first and second generation Indian residents in Salta and Buenos Aires (Argentina). We present a way of describing the personal network of immigrants, analysing the prevalence of different types of (familiar and non-familiar) support providers in the network. The respondents cited 2,226 social support providers. We identify 11 types of significant links and three levels of multiplexity. These two dimensions are useful in the classification of the personal networks of first and second generation Indians. The results of the study show an inverse relationship between the multiplexity of compatriot friends and the multiplexity of family members. Implications are examined for the assessment of the social integration of immigrants.

Key Words: Personal networks – Migration – Multiplexity – Typology.



SAMPLE

	First generation		Second generation		Total	
	Mean	SD	Mean	SD	Mean	SD
Age	38.5	11.7	55.5	12.1	48.7	14.5
	<i>Freq.</i>	<i>Perc.</i>	<i>Freq.</i>	<i>Perc.</i>	<i>Freq.</i>	<i>Perc.</i>
Gender						
▪ Men	58	69.9	63	50.4	121	57.9
▪ Women	26	31.0	62	49.6	88	42.1
Estado Civil						
▪ Single	12	14.3	16	12.8	28	13.4
▪ Married	65	77.4	88	70.4	153	73.2
▪ Divorced	7	8.3	21	16.8	28	13.4
Education						
▪ Primary School	3	3.6	59	47.2	62	29.7
▪ Secondary School	39	46.4	34	27.2	73	34.9
▪ College	6	7.1	17	13.6	23	11.0
▪ Degree	36	42.9	15	12.0	51	24.4

First Step. Describing the composition of the context of social support (n= 209).

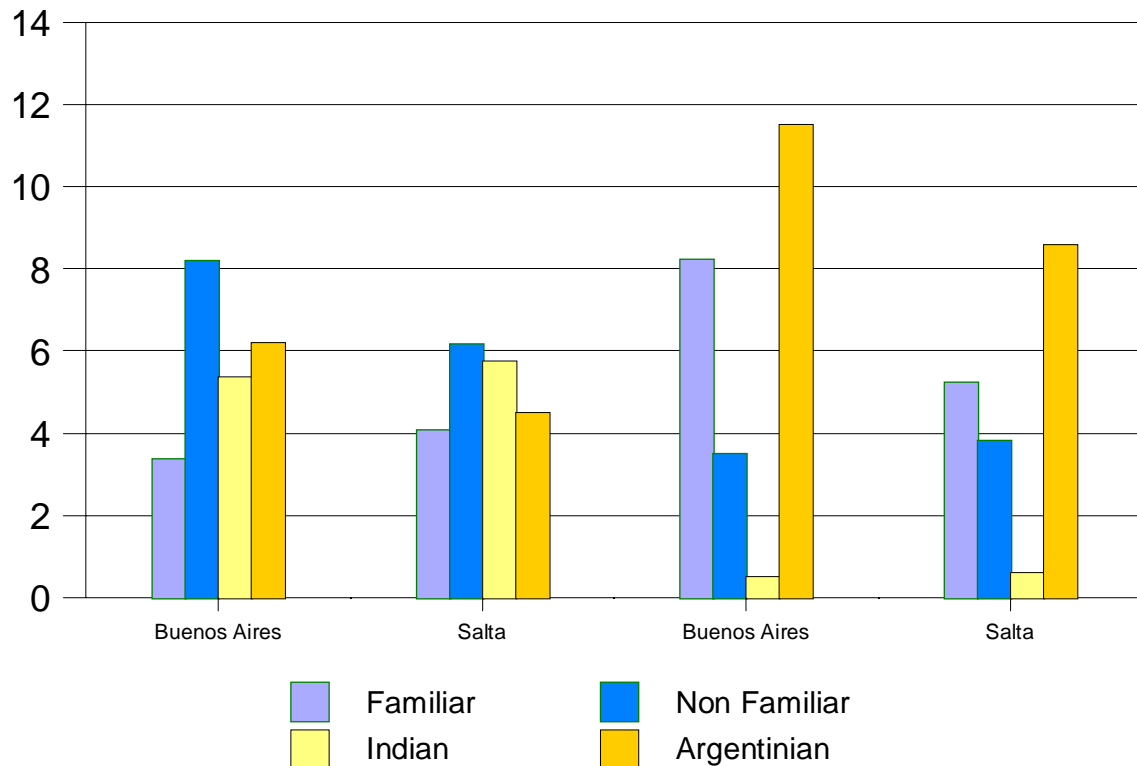


Figura 1. Familiar and ethnic composition by generation and province of residence

Table 2. Social support by generation and province of residence

	First generation		Second generation		Total
	Buenos Aires	Salta	Buenos Aires	Salta	
Size of support network	11.58 (6.28)	10.25 (3.38)	11.73 (6.59)	9.08 (3.05)	10,64 (5.28)
Num. relatives	3.39 (2.94)	4.09 (2.61)	8.22 (5.42)	5.25 (2.36)	5,47 (4.10)
Num. Non-relatives	8.20 (5.95)	6.19 (4.52)	3.52 (4.52)	3.84 (2.82)	5,18 (4.19)
Num. Indians	5.37 (4.23)	5.75 (3.07)	0.53 (2.41)	0.63 (1.73)	2,55 (3.77)
Num. Argentinian	6.22 (5.55)	4.5 (2.94)	11.5 (6.32)	8.60 (2.70)	8,22 (5.35)

Second Step. Analysing the multiplexity of social support providers (n = 2226).

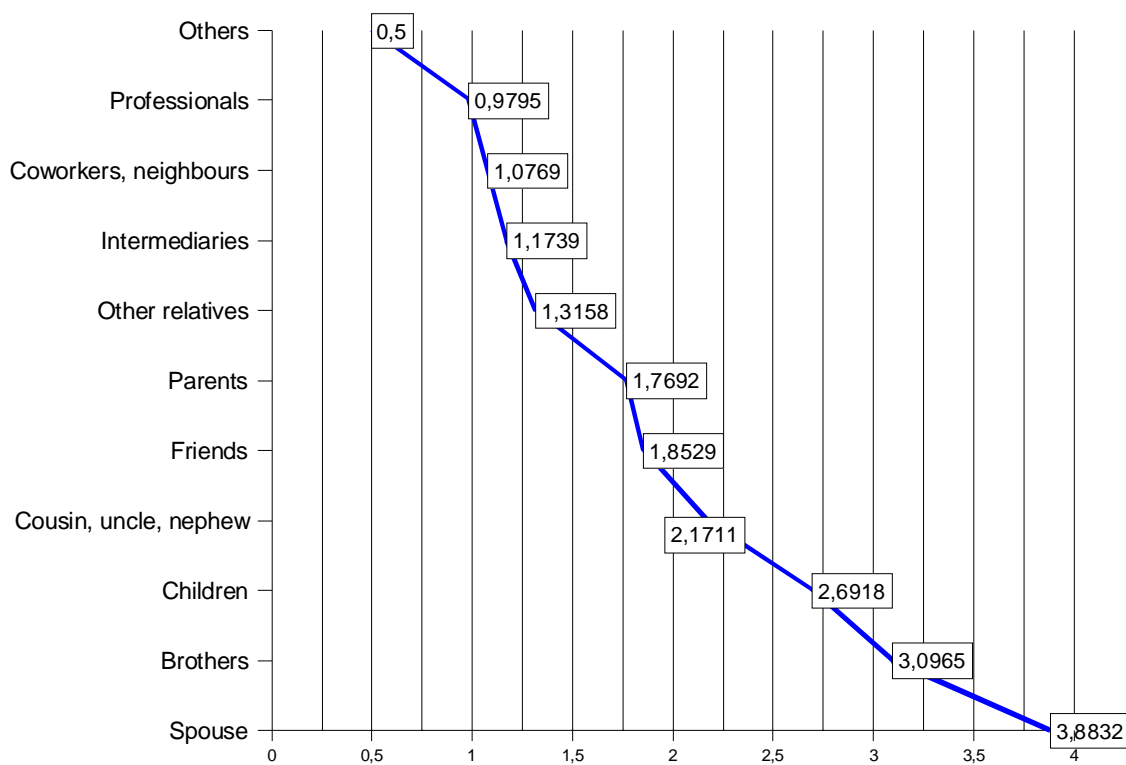


Figura 2. Multiplexity of different support providers

Table 3. *Perc. de cada Type de vínculo sobre el total, y polivalencia de cada uno*

Type de relación	Freq.	Perc.	Multiplicidad	
Spouse	137	6.2	3.8832	(1.80)
Brothers	259	11.6	3.0965	(2.05)
Children	331	14.9	2.6918	(1.97)
Uncle, nephew, cousin	152	6.8	2.1711	(1.67)
Friends	816	36.7	1.8529	(1.43)
Parents	39	1.8	1.7692	(1.29)
Other relatives	228	10.2	1.3158	(1.15)
InterMeanries	23	1.0	1.1739	(.39)
Fellows	91	4.1	1.0769	(1.34)
Professional	146	6.6	.9795	(.91)
Other	4	0.2	.5000	(.58)
Total	2.226	100	2.1137	(1.76)

Table 4. *The eleven most frequent types of support providers*

	A	B	C	D	E	F	Freq.	Perc.	Cum. Perc.
Companionship provider						X	659	29.60	29.60
Polyvalent provider 1	X	X	X	X	X	X	220	9.88	39.48
Instrumental support provider					X		140	6.29	45.77
Material support provider		X					132	5.93	51.70
Social affirmation provider				X			126	5.66	57.36
Fellow 1				X		X	100	4.49	61.85
Polyvalent provider 2	X	X	X	X		X	63	2.83	64.68
Fellow 2	X			X		X	61	2.74	67.42
Advice provider			X				54	2.43	69.85
Confident support provider	X						51	2.29	72.14
Fellow 3	X					X	41	1.84	73.98

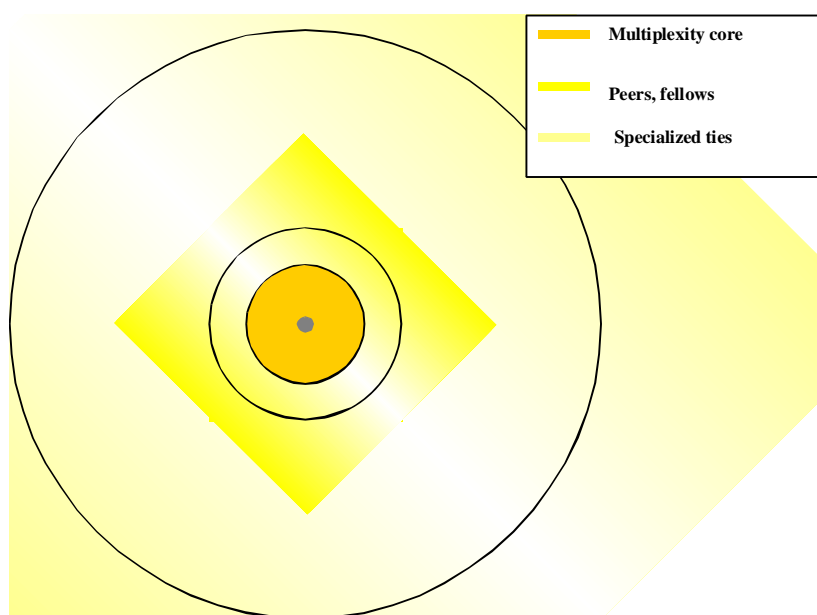


Figura 4. Hypothetic personal network.

Third Step. Toward a typology of social support networks.

Table 5. *Relatives and non-relatives in three levels of multiplexity*

	First Generation		Second generation		Total	
	Mean	SD	Mean	SD	Mean	SD
Relatives Nivel 1	2.08	2.49	2.47	2.87	2.32	2.72
Relatives Nivel 2	0.65	1.19	1.67	2.81	1.26	2.35
Relatives Nivel 3	0.72	1.10	1.66	2.78	1.28	2.30
Non-relatives Nivel 1	4.39	4.11	2.44	3.25	3.22	3.74
Non-relatives Nivel 2	1.80	3.49	0.71	1.35	1.14	2.50
Non-relatives Nivel 3	0.72	1.87	0.18	0.61	0.39	1.33

Table 6. *Centroids of the Quick Cluster: Types of support networks*

	Type 1 (n = 19)	Type 2 (n = 28)	Type 3 (n = 132)	Type 4 (n = 21)	Type 5 (n = 9)	F (4, 204)
Relatives Nivel 1	1.68 (2.4)	0.89 (1.5)	3.00 (2.9)	1.09 (1.4)	0.88 (1.8)	6.56**
Relatives Nivel 2	6.89 (3.8)	0.17 (0.6)	0.81 (1.1)	1.00 (1.3)	0.00 (0.0)	73.58**
Relatives Nivel 3	0.63 (1.1)	5.92 (3.0)	0.55 (0.8)	0.23 (0.5)	1.44 (1.8)	90.68**
Non-relatives Nivel 1	2.15 (3.0)	1.39 (3.0)	3.50 (3.7)	3.42 (3.1)	6.55 (5.1)	4.32*
Non-relatives Nivel 2	0.78 (1.7)	0.21 (0.5)	0.59 (1.0)	6.66 (4.3)	0.11 (0.3)	63.12**
Non-relatives Nivel 3	0.05 (0.2)	0.03 (0.1)	0.19 (0.5)	0.23 (0.6)	5.55 (2.6)	111.58**
<i>Size of support network</i>	13.32	9.29	9.76	13.86	14.67	
<i>Num. of relatives</i>	10.32	7.11	5.05	2.86	2.33	
<i>Num. of Non-relatives</i>	3.00	2.18	4.72	11.00	12.33	

* p<.002; **p<.0001

Fourth Step. Typology validation: acculturation.

Table 7. *Centroids of the Quick Cluster: acculturation*

	Type 1 (n = 36)	Type 2 (n = 26)	Type 3 (n = 49)	Type 4 (n = 98)	F (4, 204)
Maintaining religious and cultural practices	5.47 (1.0)	7.30 (1.6)	10.67 (1.1)	3.18 (1.0)	463.02**
Knowledge of the community	2.41 (1.5)	3.76 (1.5)	2.81 (1.0)	1.22 (0.7)	47.83**
Contact with India	0.31 (0.7)	3.69 (0.8)	1.12 (1.1)	0.09 (0.4)	158.99**

* p<.002; * p<.0001

SUMMARY

- Balanced composition of familiar and non-familiar support providers in the inner circle:
 - Second generation.
 - Sikhs residents in Salta.
 - They maintain a sort of “Indian community”.

- Predominance of familiar support providers, and higher multiplexity of family ties.
 - Second generation.
 - Catholic, married with Argentinian.
 - Low level of “Indian” religious and cultural practices.

- Predominance of non-familiar, and higher multiplexity of non-family ties.
 - First generation.
 - Hindus and Sikhs, married with Indian compatriots.
 - The highest level of “Indian” religious and cultural practices.